DATE	PROJECT	FIRM	TYPE

THE ALL-SILICONE, FLEXIBLE LUMINAIRE WITH OPTICS, TROV FLEX L09 PACKS 2-STEP COLOR CONSISTENCY INTO A DURABLE PACKAGE SUITABLE FOR BOTH EXTERIOR AND INTERIOR USE. ITS ULTRA-DISCREET PROFILE MAKES IT AN IDEAL FIT FOR APPLICATIONS WHERE SPACE IS A PREMIUM.

FEATURES:

- DIMMABLE TO 0%
- 3 BEAM ANGLES
- FIELD CUTTABLE EVERY 6 INCHES
- 24 VDC CLASS 2
- 90+ CRI
- IP67 RATED FOR OUTDOOR AND INDOOR APPLICATIONS



MODEL SIZE	INTERIOR/ EXTERIOR	LENGTH	POWER	CCT	CRI	VOLTAGE	OPTICS
	E	120			90	CV24	
L09	E - Exterior	120 - 120" (3048mm)	05 - 5W/ft 09 - 9W/ft	27 - 2700K 30 - 3000K 35 - 3500K 40 - 4000K	90 - 90CRI	CV24 - 24VDC	10x10 15x40 ASYM

NOTE: 120in spools come with a 12in leader cable attached and sealed inside the fixture. If cutting and reusing section, additional leader cables need to be ordered separately.

EXAMPLE: L09-E-120-05-27-90-CV24-15x40

PERFORMANCE	WATTS	OPTIC	LUMEN OUTPUT	EFFICACY	CBCP
	05	10x10	440 lm/FT (1,443 lm/m)	92 lm/W	4,345
		15x40	441 lm/FT (1,447 lm/m)	92 lm/W	700
		ASYM	428 lm/FT (1,405 lm/m)	89 lm/W	385
	09	10x10	714 lm/FT (2,344 lm/m)	84 lm/W	7,056
		15x40	716 lm/FT (2,350 lm/m)	84 lm/W	1,137
		ASYM	696 lm/FT (2,282 lm/m)	82 lm/W	626

ALL LUMEN DATA IS FROM 4000K 90CRI FIXTURES. PLEASE SEE PHOTOMETRY SPEC SHEET FOR ADDITIONAL LUMEN AND TM-30 DATA.

COLOR RENDERING INDEX	90+
COLOR CONSISTENCY	2-STEP MACADAM ELLIPSE

LUMEN DEPRECIATION / RATED LIFE

WATTS	L70 @ 25C
5W-9W	>50,000

*CALCULATIONS FOR LED FIXTURES ARE BASED ON MEASUREMENTS THAT COMPLY WITH IES LM-80 TESTING PROCEDURES AND IES TM-21 CALCULATOR.

ELECTRICAL	**MAX POWER CONSUMPTION**	5W/ft = 4.8W (15.7W/m) ; 9W/ft = 8.7W/ft (28.5W/m)
	MAX FIXTURE RUN LENGTH	5W/ft = 20ft (Interior) 10ft (Exterior), 9W/ft = 10ft
	OPERATING VOLTAGE	24VDC
	DRIVER	REMOTE DRIVER SOLD SEPARATELY
	STARTUP TEMPERATURE	-4˚F TO 122˚F (-20˚C TO 50˚C)
	OPERATING TEMPERATURE	-4˚F TO 122˚F (-20˚C TO 50˚C)
	STORAGE TEMPERATURE	-40˚F TO 176˚F (-40˚C TO 80˚C)
PHYSICAL	**HOUSING/LENS**	SILICONE HOUSING AND LENS
	WEIGHT	2.22oz/ft ; (206.5g/m)
	CONNECTORS	INTEGRAL MALE AND FEMALE CONNECTORS
	ENVIRONMENT	OUTDOOR WET LOCATION IP67 FOR OUTDOOR, MARINE, AND NATATORIUM APPLICATIONS
	MOUNTING OPTIONS	STAINLESS STEEL MOUNTING BRACKET NEEDED EVERY 6 INCHES. **SOLD SEPARATELY.**
	CUT LENGTH	CUTTABLE EVERY 6 INCHES (152.4MM)
	BEND RADIUS	3IN (75MM) VERTICAL, 0IN (0MM) HORIZONTAL
CONTROL	**DIMMING**	0%-100%
FIXTURE RATING & CERTIFICATIONS	**UL AND CE LISTED** **RoHS COMPLIANT** **TITLE 24 JA8**	
LIMITED WARRANTY	**5 YEARS**	

ECOSENSE® a Korrus company

Korrus
4915 E Hunter Ave
Anaheim CA 92807

support@ecosenselighting.com

SPECIFICATIONS SUBJECT TO CHANGE WITHOUT NOTICE.
VISIT **ECOSENSE**LIGHTING.COM FOR THE MOST CURRENT SPECIFICATIONS.
FOR A LIST OF PATENTS VISIT **ECOSENSE**LIGHTING.COM/IP-PORTFOLIO/

©2019 ECOSENSE LIGHTING INC. ALL RIGHTS RESERVED. **ECOSENSE**, THE **ECOSENSE** LOGO, **TROV**, **TROV** AND **ECOSPEC** ARE REGISTERED TRADEMARKS OF **ECOSENSE** LIGHTING INC.

RISE™, **SLIM COVE™**, **FREEDOM TO CREATE™**, **MACRO™**, **FLIP-TO-FLAT™** ARE TRADEMARKS OF **ECOSENSE** LIGHTING INC.

DATE	PROJECT	FIRM	TYPE

PHYSICAL

DIMENSIONS

10x10: W .72" x H .36" x L 120" ; (18.40mm x 9.1mm x 3050mm)

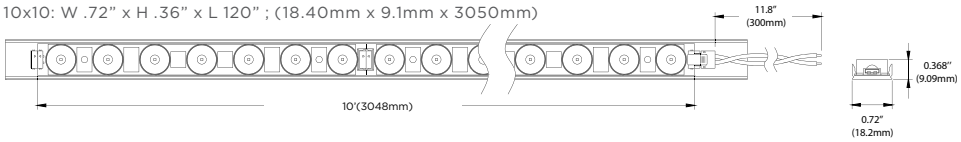

15x40: W .72" x H .37" x L 120" ; (18.40mm x 9.5mm x 3050mm)

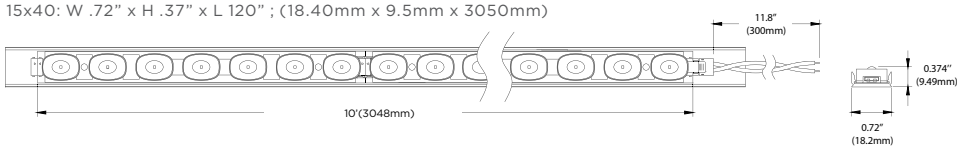

ASYM: W .72" x H .35" x L 120" ; (18.40mm x 9mm x 3050mm)

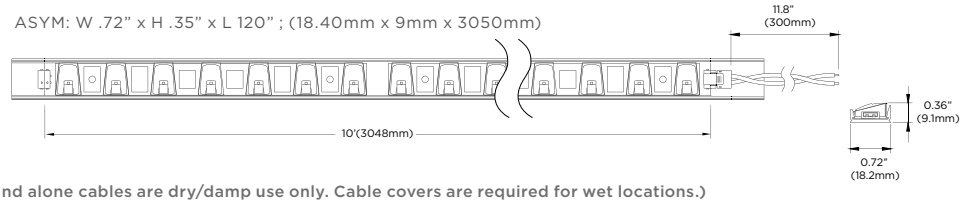

WIRING OPTIONS (Stand alone cables are dry/damp use only. Cable covers are required for wet locations.)

Cable Assembly, AVX Connector, Leader, 6 feet CBL-AVX-LDR-6ft
Cable Assembly, AVX Connector, Jumper, 4 inches CBL-AVX-JMP-4in
Cable Assembly, AVX Connector, Jumper, 12 inches CBL-AVX-JMP-12in
Cable Assembly, AVX Connector, Jumper, 6 feet CBL-AVX-JMP-6ft

L09 120 inch spools come with 12" wired leads. Leader and jumper cables are only needed when cutting to shorter lengths.

REMOTE DRIVER OPTIONS

MAGNETIC NORTH AMERICA

Driver, Magnetic, Exterior, MLV & TRIAC, 96W, 120/277V Dual Tap DRV-M-E-96W-120/277-SBC
Driver, Magnetic, Exterior, MLV & TRIAC, 60W, 120/277V Dual Tap DRV-M-E-60W-120/277-SBC
Driver, Magnetic, Exterior, MLV & TRIAC, 40W, 120/277V Dual Tap DRV-M-E-40W-120/277-SBC

ELECTRONIC NORTH AMERICA

Driver, Electronic, Exterior, 0-10V & TRIAC & ELV, 96W, 120-277V Multi-Volt DRV-E10-E-96W-120-277-LTF
Driver, Electronic, Exterior, 0-10V & TRIAC & ELV, 60W, 120-277V Multi-Volt DRV-E10-E-60W-120-277-LTF
Driver, Electronic, Exterior, 0-10V & TRIAC & ELV, 40W, 120-277V Multi-Volt DRV-E10-E-40W-120-277-LTF

MULTI-OUTPUT ELECTRONIC NORTH AMERICA

Driver, Electronic, Exterior, 0-10V & TRIAC & ELV, 96WX2, 100-277V Multi-Volt..... DRV-E10-E-96WX2-100-277-KVG
Driver, Electronic, Exterior, 0-10V & TRIAC & ELV, 96WX3, 100-277V Multi-Volt DRV-E10-E-96WX3-100-277-KVG
Driver, Electronic, Exterior, 0-10V & TRIAC & ELV, 96WX4, 100-277V Multi-Volt..... DRV-E10-E-96WX4-100-277-KVG

ELECTRONIC INTERNATIONAL

Driver, Electronic, Exterior, 0-10V, 100W, 100-305V Multi-Volt, CE Only DRV-E10-E-100W-100-305-ELG
Driver, Electronic, Exterior, DALI, 100W, 100-305V, Multi-Volt, CE Only DRV-DALI-E-100W-100-305-ELG
Driver, Electronic, Exterior, 0-10V, 120W, 90-305V Multi-Volt, CE Only..... DRV-E10-E-120W-90-305-PWM
Driver, Electronic, Exterior, DALI, 120W, 90-305V Multi-Volt, CE Only DRV-DALI-E-120W-90-305-PWM

See Remote Driver Spec Sheets for more details.
Drivers can be fully loaded.

SPECIFICATIONS SUBJECT TO CHANGE WITHOUT NOTICE.
VISIT **ECOSENSE**LIGHTING.COM FOR THE MOST CURRENT SPECIFICATIONS.
FOR A LIST OF PATENTS VISIT **ECOSENSE**LIGHTING.COM/IP-PORTFOLIO/

©2019 ECOSENSE LIGHTING INC. ALL RIGHTS RESERVED. **ECOSENSE**, THE **ECOSENSE** LOGO, **TROV**, **TROV** AND **ECOSPEC** ARE REGISTERED TRADEMARKS OF **ECOSENSE** LIGHTING INC.

RISE™, **SLIM COVE™**, **FREEDOM TO CREATE™**, **MACRO™**, **FLIP-TO-FLAT™** ARE TRADEMARKS OF **ECOSENSE** LIGHTING INC.

VOLTAGE DROP CHART - WIRE GAUGE NEEDED FOR WIRE LENGTH FROM FIXTURE TO DRIVER

Total Wattage per Run	Total Wattage per Run									
	10W 0.42 A	20W 0.83 A	30W 1.3 A	40W 1.7 A	50W 2.1 A	60W 2.5 A	70W 2.9 A	80W 3.3 A	90W 3.75 A	100W 4.2 A
20 AWG	85 ft	43 ft	27 ft	21 ft	17 ft	14 ft	12 ft	11 ft	9 ft	8 ft
18 AWG	134 ft	68 ft	45 ft	33 ft	27 ft	22 ft	19 ft	17 ft	15 ft	14 ft
16 AWG	215 ft	109 ft	72 ft	54 ft	43 ft	36 ft	31 ft	27 ft	24 ft	22 ft
14 AWG	345 ft	174 ft	115 ft	86 ft	69 ft	57 ft	49 ft	43 ft	39 ft	36 ft
12 AWG	539 ft	272 ft	181 ft	135 ft	108 ft	90 ft	77 ft	68 ft	61 ft	56 ft
10 AWG	784 ft	397 ft	263 ft	197 ft	158 ft	131 ft	112 ft	100 ft	97 ft	82 ft
0.5 mm²	24.7 m	12.5 m	8.0 m	6.1 m	4.9 m	4.1 m	3.6 m	3.1 m	2.8 m	2.5 m
0.75 mm²	37.0 m	18.7 m	12.0 m	9.1 m	7.4 m	6.2 m	5.4 m	4.7 m	4.1 m	3.7 m
1.0 mm²	49.3 m	25.0 m	15.9 m	12.2 m	9.9 m	8.3 m	7.1 m	6.3 m	5.5 m	4.9 m
1.5 mm²²	74.0 m	37.5 m	23.9 m	18.3 m	14.8 m	12.4 m	10.7 m	9.4 m	8.3 m	7.4 m
2.5 mm²	123.4 m	62.4 m	39.9 m	30.5 m	24.7 m	20.7 m	17.9 m	15.7 m	13.8 m	12.3 m
4.0 mm²²	197.4 m	99.9 m	63.8 m	48.8 m	39.5 m	33.2 m	28.6 m	25.1 m	22.1 m	19.7 m
6.0 mm²²	296.1 m	149.8 m	95.6 m	73.1 m	59.2 m	49.7 m	42.9 m	37.7 m	33.2 m	29.6 m

L09 MOUNTING ACCESSORIES

Mounting Bracket.....L09-A-MNT-BRKT

Mounting brackets need to be installed every 6 inches. Mounting brackets can be used in inverted applications.

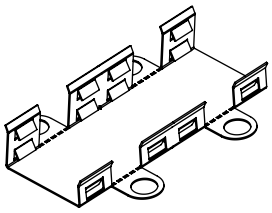

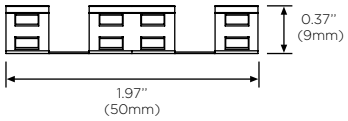

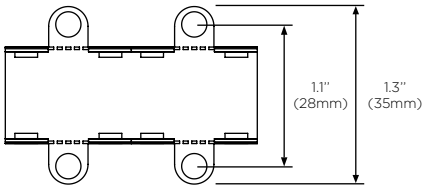

Mounting Extrusions, Dust Covers, and Amiable Brackets
(See Extrusion Web page and Spec Sheet for more details)

• Mounting Extrusions can be used instead of the mounting brackets. There is a symmetrical profile for the 10x10 and 15x40, and an asymmetric profile for the ASYM optic. They come in 62in lengths, include a set of end caps, and are available in clear anodized, white, and black finishes. The extrusions have pre-drilled holes for mounting directly to the surface. They are field cuttable. Factory cutting is not available.
• Optional Aimable Brackets mount directly to mounting extrusions to provide up to 180-degree aiming. They will not mount directly to L09. 1 bracket is used for 12in and 2 brackets for 12in-60in extrusions.
• Option Dust Covers can be added to the top of the extrusions to keep dust and debris off L09. They come in symmetric and asymmetric options to coincide with the extrusions.

Symmetric Components

L09 Flat mounting extrusion, 62in, symmetric, clear anodized aluminum L09-A-MNT-EXT-SYM-62IN-AL
L09 Flat mounting extrusion, 62in, symmetric, white L09-A-MNT-EXT-SYM-62IN-WH
L09 Flat mounting extrusion, 62in, symmetric, black L09-A-MNT-EXT-SYM-62IN-BK
L09 Extrusion end cap set, symmetric, set of 2, black L09-A-MNT-EXT-SYM-ENDCAPS
L09 Extrusion end cap set, symmetric, set of 2, white L09-A-MNT-EXT-SYM-ENDCAPS-WH
L09 Clear dust cover, 62in, symmetric L09-A-DUSTCVR-SYM-62IN

Asymmetric Components

L09 Flat mounting extrusion, 62in, asymmetric, clear anodized aluminum L09-A-MNT-EXT-ASYM-62IN-AL
L09 Flat mounting extrusion, 62in, asymmetric, white L09-A-MNT-EXT-ASYM-62IN-WH
L09 Flat mounting extrusion, 62in, asymmetric, black L09-A-MNT-EXT-ASYM-62IN-BK
L09 Extrusion end cap set, asymmetric, set of 2, black L09-A-MNT-EXT-ASYM-ENDCAPS
L09 Extrusion end cap set, asymmetric, set of 2, white L09-A-MNT-EXT-ASYM-ENDCAPS-WH
L09 Clear dust cover, 62in, asymmetric L09-A-DUSTCVR-ASYM-62IN

Universal Components

L09 Extrusion Aiming Bracket, SYM and ASYM, set of 2, clear anodized L09-A-MNT-EXT-ADJ-BRKTS

SPECIFICATIONS SUBJECT TO CHANGE WITHOUT NOTICE.
VISIT **ECOSENSE**LIGHTING.COM FOR THE MOST CURRENT SPECIFICATIONS.
FOR A LIST OF PATENTS VISIT **ECOSENSE**LIGHTING.COM/IP-PORTFOLIO/

©2019 ECOSENSE LIGHTING INC. ALL RIGHTS RESERVED. **ECOSENSE**, THE **ECOSENSE** LOGO, **TROV**, **TROV** AND **ECOSPEC** ARE REGISTERED TRADEMARKS OF **ECOSENSE** LIGHTING INC.

RISE™, **SLIM COVE™**, **FREEDOM TO CREATE™**, **MACRO™**, **FLIP-TO-FLAT™** ARE TRADEMARKS OF **ECOSENSE** LIGHTING INC.

DATE	PROJECT	FIRM	TYPE

Louvers

(See Extrusion web-page and spec sheet for more details)

- Louvers can be used to shield the optics and reduce glare. They are available in full and half shield for the 10x10 and 15x40 and half shielding for the ASYM optic.
- Louvers will only work with the mounting extrusions. They will not mount directly to L09.
- Louvers are specific to each mounting extrusion type, so order a symmetric louver when using the symmetric extrusion and an asymmetric louver when using the asymmetric extrusion.

SYMMETRIC COMPONENTS

L09 Half Louver, Symmetric, 6in, black L09-A-SYM-HL
L09 Full Louver, Symmetric, 6in, black L09-A-SYM-FL

ASYMMETRIC COMPONENTS

L09 Half Louver, Asymmetric profile, 6in, black L09-A-ASYM-HL

SYMMETRIC EXTRUSION ASSEMBLY

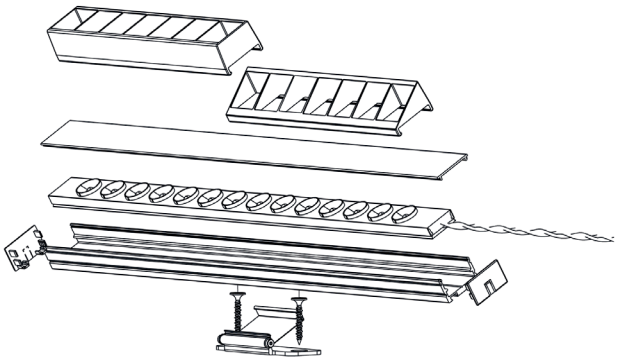

ASYMMETRIC EXTRUSION ASSEMBLY

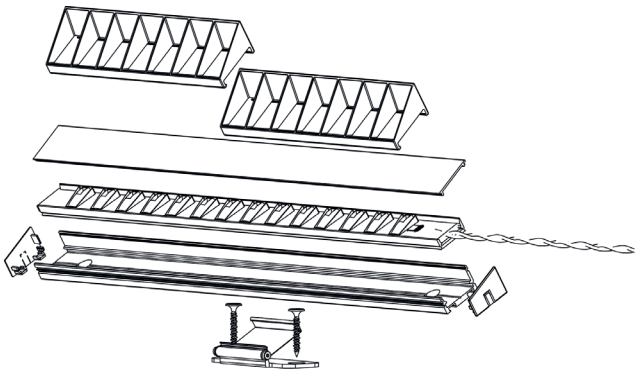

L09 CONNECTING ACCESSORIES

Terminator Cap..... L09-A-CAP

The terminator cap is only needed to seal the cut end of the fixture in wet locations. If the fixtures are not cut or are being installed in damp/dry locations, the terminator cap is not needed. One cap per cut is needed.

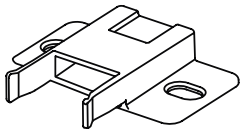



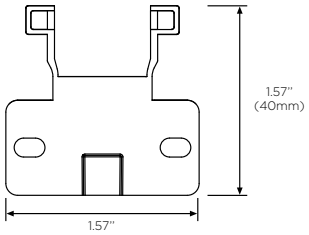

Strain Relief..... L09-A-SR

Strain reliefs are used to prevent accidental pull out of the AVX connector used on leader and jumper cables. They are not required but recommended for applications where the fixtures are accessible. Use one strain relief per leader cable and two per jumper cable.
Comes in a 5-Pack.

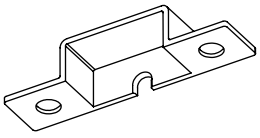

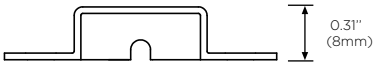

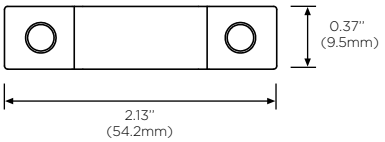

Cable Covers

Cable Covers are used to provide a waterproof (IP66) seal over cable connections. One cable cover is needed per connection point. Cable covers are specific to each optic, so order based on the fixture optic being used. Cable covers have non-hardening silicone grease that prevents water ingress. This grease can only be used once, so if they are attached then removed, additional silicone grease will need to be added in the field. **Cable Covers will not fit inside the extrusion. Plan for them to stick out the ends.**

L09 Cable Cover for 10x10 ..... L09-A-CBLCVR-10x10
L09 Cable Cover for 15x40 ..... L09-A-CBLCVR-15x40
L09 Cable Cover for ASYM L09-A-CBLCVR-ASYM

10x10

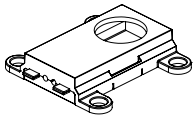

15x40

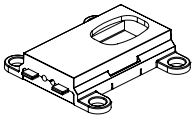

ASYM

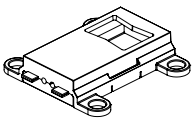

SPECIFICATIONS SUBJECT TO CHANGE WITHOUT NOTICE.
VISIT **ECOSENSE**LIGHTING.COM FOR THE MOST CURRENT SPECIFICATIONS.
FOR A LIST OF PATENTS VISIT **ECOSENSE**LIGHTING.COM/IP-PORTFOLIO/

©2019 ECOSENSE LIGHTING INC. ALL RIGHTS RESERVED. **ECOSENSE**, THE **ECOSENSE** LOGO, **TROV**, **TROV** AND **ECOSPEC** ARE REGISTERED TRADEMARKS OF **ECOSENSE** LIGHTING INC.

RISE™, **SLIM COVE™**, **FREEDOM TO CREATE™**, **MACRO™**, **FLIP-TO-FLAT™** ARE TRADEMARKS OF **ECOSENSE** LIGHTING INC.

DATE	PROJECT	FIRM	TYPE

Connection Covers (Including Mounting Bracket)

Connection Covers are used to provide a waterproof **(IP66)** connection between two cut sections of L09 that are joined together. They can be used to make two 10ft sections of 5W/ft into one 20ft run or used to join cut off sections into one long run. 9W/ft cannot exceed 10ft. The Connection Cover, and included mounting bracket, have non-hardening silicone grease preapplied that prevents water ingress into the cut connection. This grease can only be used once, so if they are attached then removed, additional silicone grease will need to be added in the field. Connection Covers are specific to each optic, so order based on the fixture optic being joined. **Connection covers will not fit inside extrusions. A 50mm gap in extrusion joints will be needed.**

L09 Connection Cover for 10x10, Includes Mounting Bracket..... L09-A-CONCVR-10x10

L09 Connection Cover for 15x40, Includes Mounting Bracket..... L09-A-CONCVR-15x40

L09 Connection Cover for ASYM, Includes Mounting Bracket..... L09-A-CONCVR-ASYM

10x10

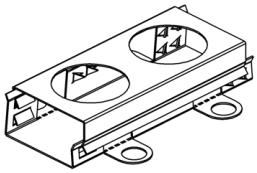

15x40

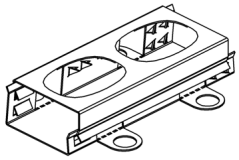

ASYM

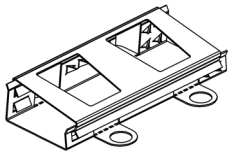

Cutting Tool.....L09-A-CUTTOOL

The cutting tool ensures a clean safe cut that will not damage the optic or AVX connector. One cutter per installer is recommended.

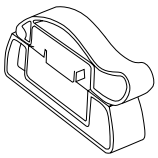

PHOTOMETRIC DATA

90 CRI

L90 5W

	10˚x10˚	15˚x40˚	ASYM
2700K			
Lumens	393	394	383
Efficacy	82	82	80
CBCP	3,886	720	366
3000K			
Lumens	415	416	404
Efficacy	86	87	84
CBCP	4,124	663	363
3500K			
Lumens	421	422	410
Efficacy	88	88	85
CBCP	3,420	670	272
4000K			
Lumens	440	441	428
Efficacy	92	92	89
CBCP	4,345	700	385

L90 9W

	10˚x10˚	15˚x40˚	ASYM
2700K			
Lumens	639	641	622
Efficacy	75	75	73
CBCP	6,311	1,016	560
3000K			
Lumens	674	676	656
Efficacy	79	79	77
CBCP	6,018	1,072	477
3500K			
Lumens	684	686	666
Efficacy	80	81	78
CBCP	6,371	1,088	492
4000K			
Lumens	714	716	696
Efficacy	84	84	82
CBCP	7,056	1,137	626

SPECIFICATIONS SUBJECT TO CHANGE WITHOUT NOTICE.
VISIT **ECOSENSE**LIGHTING.COM FOR THE MOST CURRENT SPECIFICATIONS.
FOR A LIST OF PATENTS VISIT **ECOSENSE**LIGHTING.COM/IP-PORTFOLIO/

©2019 ECOSENSE LIGHTING INC. ALL RIGHTS RESERVED. **ECOSENSE**, THE **ECOSENSE** LOGO, **TROV**, **TROV** AND **ECOSPEC** ARE REGISTERED TRADEMARKS OF **ECOSENSE** LIGHTING INC.

RISE™, **SLIM COVE™**, **FREEDOM TO CREATE™**, **MACRO™**, **FLIP-TO-FLAT™** ARE TRADEMARKS OF **ECOSENSE** LIGHTING INC.

DATE	PROJECT	FIRM	TYPE

L09-E-012-05-27-90-CV24-ASYM (5 Watt, 2700K, 90 CRI, ASYM)

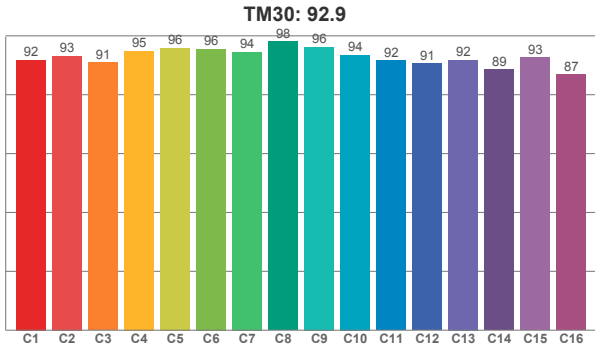

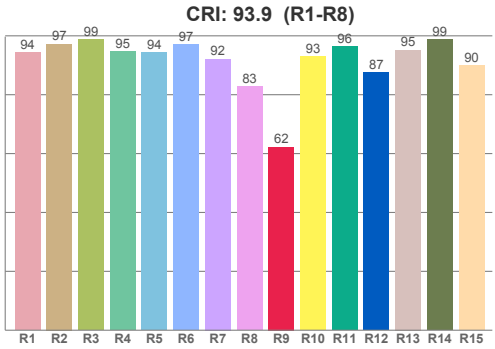

CRI R values, only R1-R8 are used to calculate final CRI value

R1	R2	R3	R4	R5	R6	R7	R8	R9	R10	R11	R12	R13	R14	R15
94.28	97.21	98.79	94.72	94.38	96.97	92.20	82.84	62.18	92.95	96.30	87.50	95.14	98.72	89.85

TM30 C values, 16 binned values out of total of 99 C values

C1	C2	C3	C4	C5	C6	C7	C8	C9	C10	C11	C12	C13	C14	C15	C16
91.77	93.08	91.02	94.86	95.88	95.52	94.44	98.14	96.23	93.53	91.61	90.62	91.74	88.51	92.59	86.81

CQS Q values

Q1	Q2	Q3	Q4	Q5	Q6	Q7	Q8	Q9	Q10	Q11	Q12	Q13	Q14	Q15
88.44	95.52	90.65	91.29	93.39	92.81	91.96	92.90	96.94	94.51	93.95	93.16	92.72	87.48	87.59

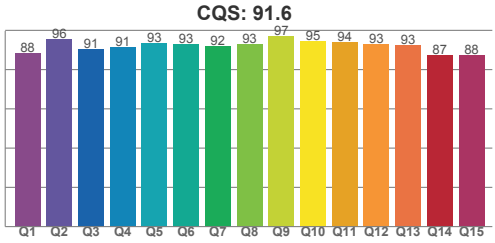

Color parameters

CCT	CRI	CRI R9	TM30 Rf	TM30 Rg	CQS	x	y	u	v	Duv
2801 K	93.9	62.2	92.9	100.0	91.6	0.5	0.4	0.3	0.3	-0.0005

L09-E-012-05-35-90-CV24-ASYM (5 Watt, 3500K, 90 CRI, ASYM)

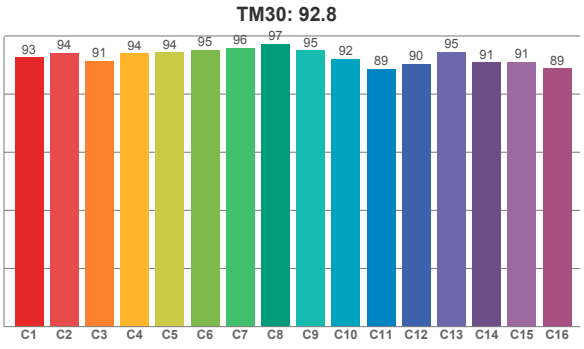

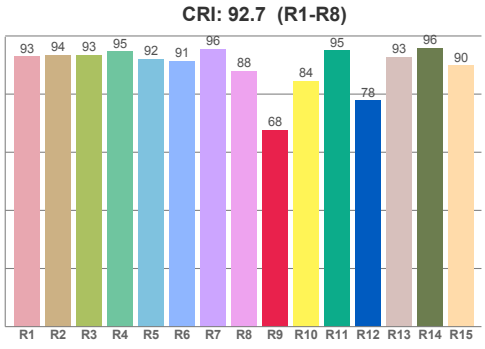

CRI R values, only R1-R8 are used to calculate final CRI value

R1	R2	R3	R4	R5	R6	R7	R8	R9	R10	R11	R12	R13	R14	R15
93.00	93.52	93.42	94.64	92.18	91.45	95.53	88.06	67.62	84.46	95.04	77.90	92.74	95.83	89.90

TM30 C values, 16 binned values out of total of 99 C values

C1	C2	C3	C4	C5	C6	C7	C8	C9	C10	C11	C12	C13	C14	C15	C16
92.59	94.22	91.47	93.94	94.40	95.28	95.91	97.31	95.10	92.05	88.74	90.31	94.52	90.84	91.10	88.81

CQS Q values

Q1	Q2	Q3	Q4	Q5	Q6	Q7	Q8	Q9	Q10	Q11	Q12	Q13	Q14	Q15
92.32	98.86	89.87	91.29	93.21	92.47	93.83	96.70	97.91	94.99	94.80	95.19	95.52	90.32	91.02

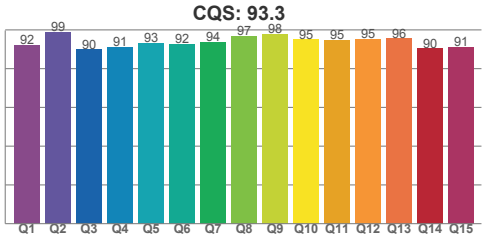

Color parameters

CCT	CRI	CRI R9	TM30 Rf	TM30 Rg	CQS	x	y	u	v	Duv
3459 K	92.7	67.6	92.8	100.1	93.3	0.4	0.4	0.2	0.3	0.0032

SPECIFICATIONS SUBJECT TO CHANGE WITHOUT NOTICE.
VISIT ECOSENSELIGHTING.COM FOR THE MOST CURRENT SPECIFICATIONS.
FOR A LIST OF PATENTS VISIT ECOSENSELIGHTING.COM/IP-PORTFOLIO/

©2019 ECOSENSE LIGHTING INC. ALL RIGHTS RESERVED. ECOSENSE, THE ECOSENSE LOGO, TROV, TROV AND ECOSPEC ARE REGISTERED TRADEMARKS OF ECOSENSE LIGHTING INC.

RISE™, SLIM COVE™, FREEDOM TO CREATE™, MACRO™, FLIP-TO-FLAT™ ARE TRADEMARKS OF ECOSENSE LIGHTING INC.

DATE | PROJECT | FIRM | TYPE

L09-E-012-09-30-90-CV24-ASYM (9 Watt, 3000K, 90 CRI, ASYM)

TM30: 92.3

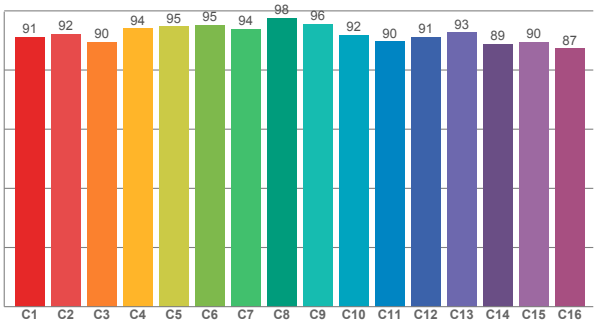

CRI: 92.8 (R1-R8)

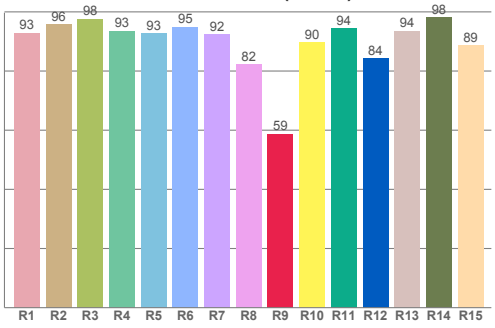

CRI R values, only R1-R8 are used to calculate final CRI value

R1	R2	R3	R4	R5	R6	R7	R8	R9	R10	R11	R12	R13	R14	R15
92.86	95.81	97.66	93.48	92.77	94.98	92.42	82.23	58.67	89.68	94.46	84.25	93.61	98.18	88.71

TM30 C values, 16 binned values out of total of 99 C values

C1	C2	C3	C4	C5	C6	C7	C8	C9	C10	C11	C12	C13	C14	C15	C16
91.12	92.21	89.56	94.11	94.77	95.19	93.90	97.66	95.52	91.80	89.64	91.12	92.73	88.87	89.51	87.29

CQS Q values

Q1	Q2	Q3	Q4	Q5	Q6	Q7	Q8	Q9	Q10	Q11	Q12	Q13	Q14	Q15
88.49	96.82	89.20	89.75	92.17	91.96	91.56	93.06	97.74	93.68	93.02	92.44	92.19	86.58	87.06

CQS: 91.1

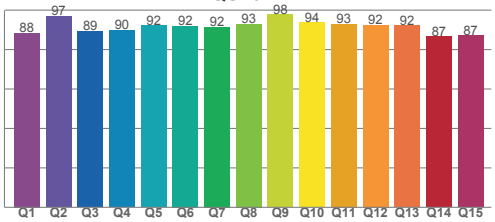

Color parameters

CCT	CRI	CRI R9	TM30 Rf	TM30 Rg	CQS	x	y	u	v	Duv
3107 K	92.8	58.7	92.3	100.0	91.1	0.4	0.4	0.2	0.3	-0.0004

L09-E-012-09-35-90-CV24-10x10 (9 Watt, 3500K, 90 CRI, 10x10)

TM30: 92.4

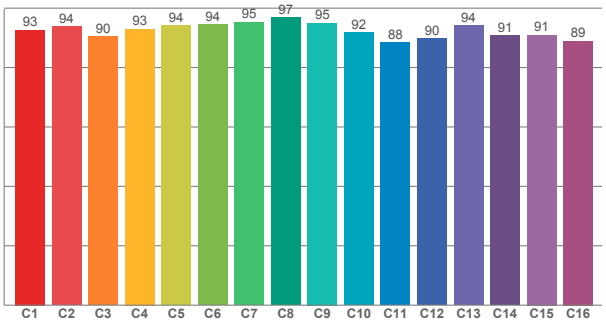

CRI: 92.7 (R1-R8)

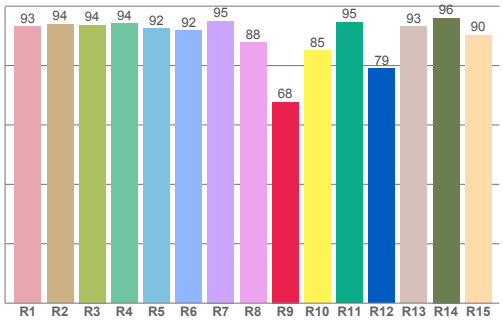

CRI R values, only R1-R8 are used to calculate final CRI value

R1	R2	R3	R4	R5	R6	R7	R8	R9	R10	R11	R12	R13	R14	R15
93.17	93.91	93.71	94.24	92.43	91.78	94.96	87.75	67.70	85.14	94.59	79.04	93.06	95.97	90.34

TM30 C values, 16 binned values out of total of 99 C values

C1	C2	C3	C4	C5	C6	C7	C8	C9	C10	C11	C12	C13	C14	C15	C16
92.61	93.84	90.36	93.03	94.05	94.43	95.26	96.82	95.04	91.84	88.34	89.76	94.24	90.81	90.98	88.97

CQS Q values

Q1	Q2	Q3	Q4	Q5	Q6	Q7	Q8	Q9	Q10	Q11	Q12	Q13	Q14	Q15
92.18	99.00	88.95	90.44	92.90	92.14	92.78	95.91	97.87	94.20	94.48	94.86	95.18	90.31	90.88

CQS: 92.9

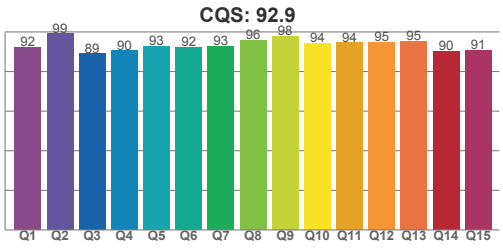

Color parameters

CCT	CRI	CRI R9	TM30 Rf	TM30 Rg	CQS	x	y	u	v	Duv
3469 K	92.7	67.7	92.4	100.6	92.9	0.4	0.4	0.2	0.3	0.0017

SPECIFICATIONS SUBJECT TO CHANGE WITHOUT NOTICE.
VISIT ECOSENSELIGHTING.COM FOR THE MOST CURRENT SPECIFICATIONS.
FOR A LIST OF PATENTS VISIT ECOSENSELIGHTING.COM/IP-PORTFOLIO/

©2019 ECOSENSE LIGHTING INC. ALL RIGHTS RESERVED. ECOSENSE, THE ECOSENSE LOGO, TROV, TROV AND ECOSPEC ARE REGISTERED TRADEMARKS OF ECOSENSE LIGHTING INC.

RISE™, SLIM COVE™, FREEDOM TO CREATE™, MACRO™, FLIP-TO-FLAT™ ARE TRADEMARKS OF ECOSENSE LIGHTING INC.